


From: Mike Kreyche mkreyche@humaneborders.org 
Subject: Human remains reported in November 2020
Date: December 2, 2020 at 11:23 AM
To: Mike Kreyche mkreyche@humaneborders.org

MK

The number of migrant deaths reported by the Pima County Office of the Medical Examiner in November was: 14

Additional deaths reported by the Maricopa County OME: 1 from November plus 2 from October

Recently found individuals grouped by PMI (Post Mortem Interval):

- 1 dead less than 1 week
- 2 dead less than 3 months
- 10 dead more than 6-8 months
- 1 not reported yet
- 1 from Maricopa county, PMI not available

Total: 15

Updates for previous cases:

- 6 individuals newly identified by name (1312 remain unidentified)

The 15 deaths discovered in November are a little less than the 18 in October but the pattern is drastically different. Of the cases with an estimated PMI, in October three quarters of the deaths had occurred within the three months prior to discovery (in other words, during the hottest months of the year). On November two thirds of the remains found were dated as more than 6-8 months old.

Attached is a map showing the month's deaths; for an interactive version go to:

<https://humaneborders.info/latest/>

Also attached is a table with updated statistics for the last 15 years. For the calendar year to date, the total of 214 deaths suggests that this year could be the worst yet for migrant deaths in Arizona. Previous highs were 223 in 2007 and 224 in 2010.

Total deaths currently recorded in our database: 3,385.

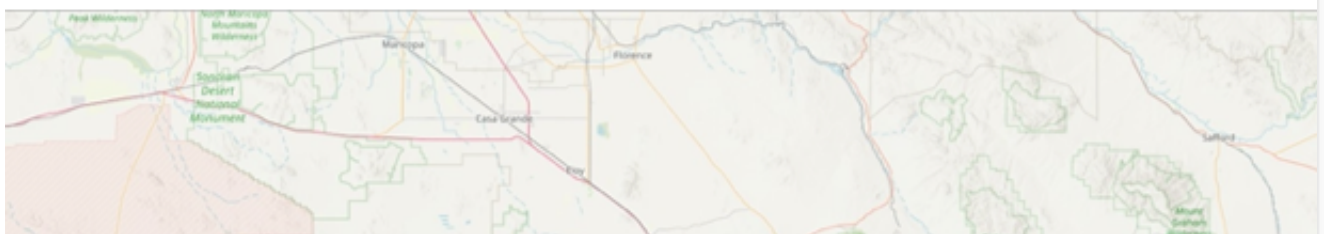
To generate maps and data from your own custom queries you can consult our interactive mapping site

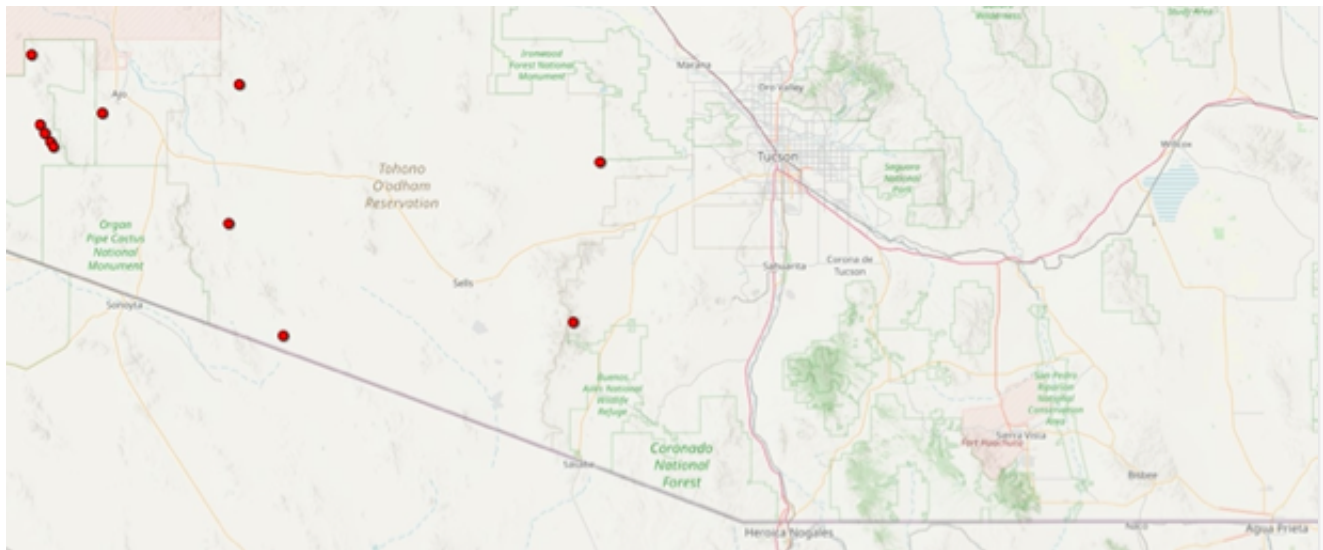
<https://humaneborders.info/>

Mike

--

Mike Kreyche
he/him|they/them
Mapping Coordinator
Humane Borders Inc.





Recovery of Human Remains by Calendar Year, 2004-2020

This table represents sets of human remains belonging to known or presumed Undocumented Border Crossers (UBCs) as reported by the Offices of the Medical Examiner in Pima and Maricopa Counties, Arizona. Certain cases from other counties are included, either because the reporting office serves as Medical Examiner for those counties or from time to time performs examinations on a fee-for-service basis for other counties. Since these arrangements change over time the figures presented here are not comprehensive or consistent. And in any case, many remains will never be found or reported.

All of this data is found compiled in the Arizona Open GIS Initiative for Deceased Migrants (OGIS for short), an interactive website featuring a searchable database with mapping and download capabilities (<https://humaneborders.info>).

Figures for a given month and year may vary slightly over time as more accurate information becomes available. For example, UBC designations may change and DNA testing may reveal that two or more sets of remains are actually from the same person.

Keep in mind that the figures in this table are organized by dates of discovery, which may be weeks, months, or years after the actual date of death. Consult the OGIS database for the estimated post mortem interval and other detailed information about individual cases.

Month/Year	2004	2005	2006	2007	2008	2009	2010	2011	2012	2013	2014	2015	2016	2017	2018	2019
January	7	5	4	18	4	7	15	5	13	7	13	10	8	14	6	14
February	13	7	5	13	10	8	16	15	15	11	8	6	1	15	9	10
March	14	7	20	11	3	17	10	15	8	12	11	6	8	6	9	7
April	16	9	18	14	17	10	14	12	11	14	13	7	8	5	10	9
May	14	27	16	27	12	15	15	5	17	25	12	5	9	12	12	14
June	29	18	30	35	37	26	23	25	20	35	21	21	28	20	23	13
July	30	69	35	46	21	34	57	21	30	35	14	16	26	13	13	19
August	21	18	13	23	20	26	21	26	12	16	9	30	18	10	13	13
September	19	19	12	7	10	15	14	14	6	11	11	20	22	11	12	13
October	10	6	7	12	9	8	16	15	8	5	13	10	14	6	10	14
November	9	7	7	9	5	15	13	17	12	8	8	10	11	8	3	7
December	5	11	8	8	17	16	10	12	11	7	7	6	13	4	8	11
	187	203	175	223	165	197	224	182	163	186	140	147	166	124	128	144

